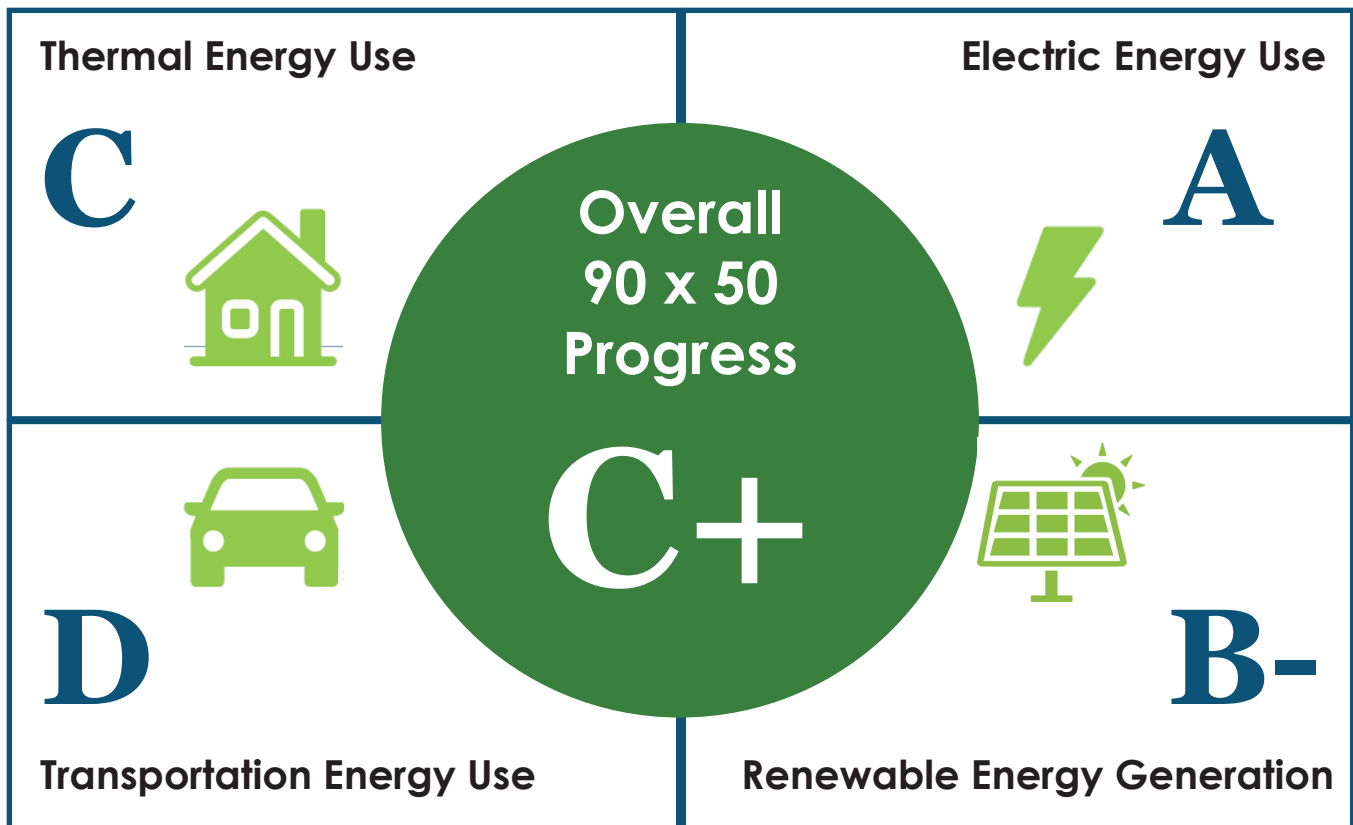


# Town of Fairlee Energy Progress Report Card

This report was generated by



Data for this report card was gathered from the American Community Survey, Energy Action Network, Vermont Public Service Department, Efficiency Vermont, and the Vermont Energy Dashboard.



The goals of the 2016 Comprehensive Energy Plan (CEP) are the following:

- Reduce total energy consumption per capita by 15% by 2025, and by more than one-third by 2050.
- Meet 25% of the remaining energy need from renewable sources by 2025, 40% by 2035, and 90% by 2050.

This report card is organized into the following components:

- I. Thermal Energy Use for Space Heating
- II. Electricity Use
- III. Transportation Energy Use
- IV. Renewable Energy Generation



# I. Thermal Efficiency



## **Selected Goals:** New Heat Pump Units

| 2025 | 2035 | 2050 |
|------|------|------|
| 49   | 129  | 269  |

## **Progress:** New Heat Pumps & Wood Heat

| Projects   | Total (2016-2020) |
|--|-------------------|
| Cold Climate Heat Pump Installations - Residential | 8                 |
| Cold Climate Heat Pump Installations - Commercial  | 2                 |
| Heat Pump Hot Water Heaters Installations          | 4                 |
| Wood Heating Installations                         | 1                 |

## % of Residences to be Weatherized

| 2025 | 2035 | 2050 |
|------|------|------|
| 33%  | 67%  | 100% |

( of 620 residential premises)

## **Progress:** Residential Weatherization

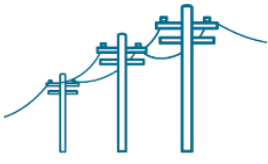
| Projects                                    | Total (2016-2020) |
|---|-------------------|
| Home Performance with Energy Start Projects | 2                 |
| Other Weatherization Projects               | 0                 |
| Home Energy Visits                          | 0                 |

### **Remaining Progress to Reach 2025 Goal:**

Install 41 new Cold Climate Heat Pumps  
Weatherize 618 additional Residences

## **Example Implementation Actions to Reach Your Goal**

1. Coordinate with Efficiency Vermont and other weatherization service providers to encourage residents to participate in weatherization programs.
2. Promote the use of the residential and commercial building energy standards by asking the Zoning Administrator to distribute information about Vermont's Energy Codes to permit applicants and explaining options for energy efficiency.
3. Conduct an energy audit of municipal buildings to identify weatherization retrofits and consider the recommendations for incorporation into the municipal capital budget.
4. Explore opportunities and pursue funding to upgrade efficiencies in all municipal buildings. and encourage efficiency measures in private residential and commercial buildings
5. Pursue external funding to support the conversion of municipal buildings to efficient, and renewable heat sources.



## II. Electrical Energy Use



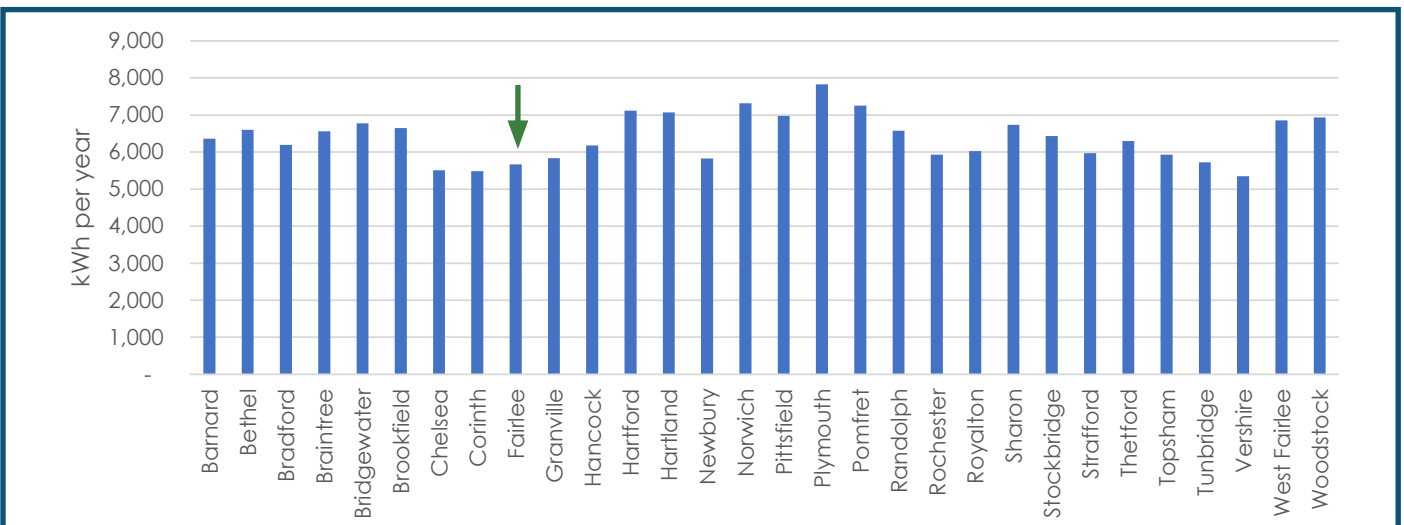
### Selected Goal: Electricity Efficiency Targets

| 2025 | 2035 | 2050 |
|------|------|------|
| 0.0% | 5.7% | 9.9% |

### Progress: Electricity usage by year and sector (kWh)

| Sector                  | 2017      | 2018      | 2019      |
|-------------------------|-----------|-----------|-----------|
| Commercial & Industrial | 4,520,252 | 3,953,922 | 3,447,151 |
| Residential             | 3,700,576 | 3,707,927 | 3,514,354 |
| Total kWh               | 8,220,828 | 7,661,870 | 6,961,505 |

### Average Residential Electricity Usage compared to TRORC Region



**Remaining Progress to Reach 2025 Goal:**  
 Reduce average residential electricity use by 340 kWh/year to 5,629 kWh/year

### Example Implementation Actions to Reach Your Goal

1. Promote the use of the residential and commercial building energy standards by distributing information about Vermont’s Energy Codes to permit applicants and explaining energy efficiency options.
2. Plan for and encourage electric vehicle charging infrastructure in the community.
3. Investigate the installation of municipal solar and/or wind net-metering facilities to offset municipal electric use.
4. Support installation of community-based renewable energy project(s) to allow TOWN’s citizens to participate in the economic benefits of local energy production.
5. Explore opportunities and pursue funding to upgrade efficiencies in all municipal buildings.
6. Encourage the incorporation of electric vehicle ready standards into building code.



## III. Transportation Energy Use

# D

### Selected Goal: Electric Vehicles in Use

| 2025 | 2035 | 2050 |
|------|------|------|
| 67   | 474  | 986  |

### Progress: Registered Electric Vehicles

| Sector         | 2017 | 2018 | 2019 |
|----------------|------|------|------|
| All Electric   | 1    | 1    | 2    |
| Plug in Hybrid | 1    | 0    | 0    |
| Total          | 2    | 1    | 2    |

**Remaining Progress to Reach 2025 Goal:**  
63 electric vehicles in use

### Example Implementation Actions to Reach Your Goal

1. Work with your local public transportation agency to understand the ways in which service to your could be improved.
2. Encourage the installation of electric vehicle charging infrastructure.
3. Review municipal road standards to ensure that they reflect all “complete streets” principles applicable to our village and rural roads in order to enable safe access for all users, including pedestrians, bicyclists, motorists and transit riders of all ages and abilities.
4. Consider purchasing electric vehicles or high mileage per gallon vehicles to replace aging municipal fleet.
5. Support and educate citizens about Vermont’s motor idling law (23 V.S.A. § 1110)
6. Encourage the use of Park & Rides in your community, or look into creating a municipal Park & Ride facility in your town.



# III. Renewable Energy Generation

# B-

### Selected Goal: Renewable Generation Target (MWh)

|             |
|-------------|
| 2050        |
| 5,485-6,704 |

Based off of the LEAP model, the 2050 goal is displayed as a range.

### Progress: Current Renewable Energy Generation

| Type                      | # of Sites | Total Production Capacity (kW) | Total Generation (MWh/year) | Capacity installed since 2017 (kW) | Additional Generation since 2017 (MWh/year) |
|---------------------------|------------|--------------------------------|-----------------------------|------------------------------------|---|
| Solar                     | 41         | 260.35                         | 319.29                      | 650.23                             | 797.44                                      |
| Wind                      | 0          | 0                              | 0                           | 0                                  | 0   |
| Hydro                     | 0          | 0                              | 0                           | 0                                  | 0   |
| Biomass                   | 0          | 0                              | 0                           | 0                                  | 0   |
| Total Existing Generation | 41         | 260.35                         | 319.29                      | 650.23                             | 797.44                                      |

**Remaining Progress to Reach 2025 Goal:**  
 4,688-5,907 MWh of new renewable energy generation  
 (approx. .54-.67 MW)

### Example Implementation Actions to Reach Your Goal

1. The Energy Committee will work closely with the Planning Commission, DRB and Zoning Administrator on any proposed energy development projects.
2. Investigate the installation of municipal solar and/or wind net-metering facilities to offset municipal electric use to identify where installation is economically feasible.
3. Investigate installation of community-owner renewable energy project(s) to allow citizens to participate in the economic benefits of local energy production.
4. Identify potential properties for a town-owned community solar array.